



Republic of the Philippines
DEPARTMENT OF LABOR AND EMPLOYMENT
Regional Office VI



Swan Rose Building, Commission Civil Street, Jaro, Iloilo City
Tel. Nos. (033) 320-8024/320-6904/320-6905 Telefax Nos. (033) 509-0400/320-8026
Email : ro6@dole.gov.ph : doleregion6@yahoo.com Website: www.ro6.dole.gov.ph

April 25, 2017

DIRECTOR CRISTINA B. CLASARA
Director IV
Budget and Management Bureau
Department of Budget and Management
Manila


Dear Director Clasara:

Greetings!

We are respectfully submitting the attached 2017 Quarterly Report of Operations for the 1st Quarter 2017 of DOLE Regional Office VI for your information and reference.

Thank you and regards.

Very truly yours,


HENRY JOHN S. JALBUENA
Regional Director

DOLE I-Text Nos.:

Aklan Field Office 09173273132
Boracay Sattellite Office 09177144993
Antique Field Office 09173275313
Capiz Field Office 09173275220

DOLE Regional Office 09173276515, 09173276818
09178351588, 09989795369
Guimaras Field Office 09177236436
Iloilo Field Office 09173276719

**2017 QUARTERLY REPORT OF OPERATIONS
FOR FIRST QUARTER 2017**

Department : DEPARTMENT OF LABOR AND EMPLOYMENT
 Agency :
 Operating Unit : Regional Office VI
 Organization Code (UACS) : 16 001

| Particulars | BASELINE/ 2016 ACCOMPLISHME NT | 2017 Physical Target | | | | | 2017 Physical Actual | | Variance as of 1Q2017 (Actual vs target) | |
|---|--|----------------------|-------------|-------------|----------------|----------|----------------------|--------|---|---------|
| | | 1st quarter | 2nd quarter | 3rd quarter | 4th quarter | TOTAL | 1st quarter | TOTAL | | |
| | | -1 | -2 | -3 | -4 | -5 | -6 | -7 | | -8 |
| MFO 2 : EMPLOYMENT FACILITATION AND CAPACITY BUILDING SERVICES | | | | | | | | | | |
| A | Employment Facilitation | | | | | | | | | |
| a2.1 | No. of qualified persons referred for placement | 167,552 | 23,625 | 42,675 | 40,875 | 39,075 | 146,250 | 28,380 | 28,380 | 4,755 |
| a2.3 | No. of individuals reached through Labor Market Information (LMI) | 90,204 | 10,463 | 13,283 | 13,583 | 19,308 | 56,637 | 13,447 | 13,447 | 2,984 |
| a2.4 | No. of institution reached through Labor Market Information (LMI) | 3,195 | 333 | 294 | 270 | 381 | 1,278 | 559 | 559 | 226 |
| B | Capacity Building Services | | | | | | | | | |
| b2.1 | No. of beneficiaries provided with livelihood assistance | | | | | | | | | |
| | DILEEP (as per D.O 137-14) | 6,372 | 454 | 707 | 669 | 918 | 2,748 | 1,406 | 1,406 | 952 |
| | Reintegration* | 145 | variable | variable | variable | variable | 111 | 0 | 0 | |
| b2.4 | No. of beneficiaries under SPES | 7,694 | 0 | 4,200 | 984 | 50 | 5,234 | 0 | 0 | 0 |
| MFO 3 : LABOR FORCE WELFARE SERVICES | | | | | | | | | | |
| 3.1 | No. of workers served | | | | | | | | | |
| - | No. of workers/employers/ students reached through labor and employment education program (Enhanced Labor Education Program) | 25,135 | 2,723 | 4,344 | 4,505 | 3,906 | 15,478 | 1,701 | 1,701 | (1,022) |
| - | No. of union members/officers granted training (WODP) | 54 | 0 | 25 | 25 | 25 | 75 | 0 | 0 | 0 |
| - | Workers in the informal sector facilitated enrollment to govt various social security schemes | 6,372 | 454 | 707 | 669 | 918 | 2,748 | 1,406 | 1,406 | 952 |
| - | Children prevented from worst forms of child labor | 0 | 100% | 100% | 100% | 100% | 100% | 0 | 0 | 0 |
| - | Workers provided services under Social Amelioration Program | 51,790 | variable | variable | variable | variable | variable | 55,440 | 55,440 | 0 |
| - | OFWs provided with reintegration assistance- Papapayo | | | | | | | | | |

**2017 QUARTERLY REPORT OF OPERATIONS
FOR FIRST QUARTER 2017**

Department : **DEPARTMENT OF LABOR AND EMPLOYMENT**
 Agency :
 Operating Unit : **Regional Office VI**
 Organization Code (UACS) : **16 001**

| Particulars | BASELINE 2016 ACCOMPLISHME NT | 2017 Physical Target | | | | | 2017 Physical Actual | | Variance as of 1Q2017 (Actual vs target | | |
|---|--|----------------------|-------------|-------------|----------------|-----------|----------------------|---------|--|----|--------|
| | | 1st quarter | 2nd quarter | 3rd quarter | 4th quarter | TOTAL | 1st quarter | TOTAL | | | |
| | | -1 | -2 | -3 | -4 | -5 | -6 | -7 | | -8 | -12 |
| | | <i>Regular*</i> | 145 | variable | variable | variable | variable | 140 | 0 | 0 | |
| MFO 4 : EMPLOYMENT REGULATION SERVICES | | | | | | | | | | | |
| 4.1 | No. of establishments inspected | 1,463 | 275 | 531 | 618 | 476 | 1,900 | 258 | 258 | | (17) |
| 4.2 | No. of workers covered as a result of inspections conducted | 1,714 | No target | No target | No target | No target | No target | 8,009 | 8,009 | | |
| 4.5 | Disposition Rate (SpEED) | 91.46% | 100% | 100% | 100% | 100% | 100% | 25% | 91.46% | | 8.54% |
| 4.6 | % of complaints and RFAs settled within 30 days from filing (SENA) | 100% | 77% | 77% | 77% | 77% | 77% | 79% | 100% | | 23.00% |
| 4.5 | Percentage of applications for permits/licenses/ registrations processed within PCT | | | | | | | | | | |
| - | Compliance with the prescribed cycle time in the issuance of Certificate of Registration of Contractors/Sub-Contractors (1 working day upon receipt of payment of registration fee) | 100% | 100% | 100% | 100% | 100% | 100% | 100.00% | 100.00% | | 0.00% |
| - | Compliance with the prescribed cycle time in the issuance of Certificate of Accreditation of Safety and Health Practitioners (10 working day upon receipt complete documents, interviewed and paid the required fee) | 100% | 100% | 100% | 100% | 100% | 100% | 100% | 100% | | 0.00% |
| - | Compliance with the prescribed cycle time in the issuance of Certificate of Registration of Union (1 working day upon receipt of payment of registration fee) | 100% | 100% | 100% | 100% | 100% | 100% | 100% | 100% | | 0.00% |
| - | Compliance with the prescribed cycle time in the issuance of Certificate of Registration of Worker's Organization (1 working day upon receipt of complete documents aand payment of registration fee) | 100% | 100% | 100% | 100% | 100% | 100% | 100% | 100% | | 0.00% |

**2017 QUARTERLY REPORT OF OPERATIONS
FOR FIRST QUARTER 2017**

Department : **DEPARTMENT OF LABOR AND EMPLOYMENT**
 Agency :
 Operating Unit : **Regional Office VI**
 Organization Code (UACS) : **16 001**

| Particulars | BASELINE: 2016 ACCOMPLISHME NT | 2017 Physical Target | | | | | 2017 Physical Actual | | Variance as of 1Q2017 (Actual vs target) | | |
|-------------|--|----------------------|-------------|-------------|----------------|-------|----------------------|----------------|---|---------|-----|
| | | 1st quarter | 2nd quarter | 3rd quarter | 4th quarter | TOTAL | 1st quarter | TOTAL | | | |
| | | -1 | -2 | -3 | -4 | -5 | -6 | -7 | | -8 | -12 |
| - | Compliance with the prescribed cycle time in the issuance of Certificate of CBA Registration (1 working day upon receipt of complete documents and payment of registration fee) | 100% | 100% | 100% | 100% | 100% | 100% | 100% | 100% | 100% | 0% |
| - | Compliance with the prescribed cycle time in the issuance of Certificate that the Company has No Pending Case (maximum of 3 working day upon receipt of complete documents) | 65% | 100% | 100% | 100% | 100% | 100% | 69% | 69% | -31.25% | |
| - | Compliance with the prescribed cycle time in the issuance of Private Recruitment and Placement Agency (PRPA) license (10 working day upon filing of application and payment of fees and bonds) | 100% | 100% | 100% | 100% | 100% | 100% | no application | 100% | 0% | |
| - | Compliance with the prescribed cycle time in the issuance of authority to Operate Branch Office (10 working day upon filing of application and payment of fees and bonds) | no application | 100% | 100% | 100% | 100% | 100% | no application | no application | 0% | |
| - | Compliance with the prescribed cycle time in the issuance of authority to recruit (1 working day after filing of application and payment of fees and bonds) | n/a | 100% | 100% | 100% | 100% | 100% | n/a | n/a | 0% | |
| - | Compliance with the prescribed cycle time in the issuance of Job Fair clearance (5 working day after receipt of documents) Note: different from Job Fair permit | 100% | 100% | 100% | 100% | 100% | 100% | 100% | 100% | 0.00% | |

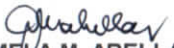
**2017 QUARTERLY REPORT OF OPERATIONS
FOR FIRST QUARTER 2017**

Department : DEPARTMENT OF LABOR AND EMPLOYMENT
 Agency :
 Operating Unit : Regional Office VI
 Organization Code (UACS) : 16 001

| Particulars | BASELINE/ 2016 ACCOMPLISHME NT | 2017 Physical Target | | | | | 2017 Physical Actual | | Variance as of 1Q2017 (Actual vs target) | |
|---|--|----------------------|-------------|-------------|----------------|-------|----------------------|----------------|---|--------|
| | | 1st quarter | 2nd quarter | 3rd quarter | 4th quarter | TOTAL | 1st quarter | TOTAL | | |
| | | -1 | -2 | -3 | -4 | -5 | -6 | -7 | | -8 |
| - | Compliance with the prescribed cycle time in the issuance of Alien Employment Permits (AEPs) (3 working days or 24 hours after publication if filed at Regional Office; 5 working days if filed at Filed Office) | 94% | 100% | 100% | 100% | 100% | 100% | 98% | 94% | -6.03% |
| - | Compliance with the prescribed cycle time in the issuance of Working Child (WCP) (8 hours from receipt of documents and payments) | 100% | 100% | 100% | 100% | 100% | 100% | no application | 100% | 0.00% |
| KRA No. 2 - Poverty Reduction and Empowerment of the | | | | | | | | | | |
| | No. of beneficiaries under SPES | 7,694 | 0 | 4,200 | 984 | 50 | 5,234 | 0 | 0 | 0 |
| | No. of beneficiaries provided with livelihood assistance | 6,372 | 454 | 707 | 669 | 918 | 2,748 | 1,406 | 1,406 | 952 |
| Government Internship Program (GIP) | | | | | | | | | | |
| - | No. of beneficiaries* | 2,224 | | | | | 1,279 | | 0 | 0 |
| Special Project: TUPAD | | | | | | | | | | |
| - | No. of beneficiaries | 20,877 | 256 | 353 | 151 | 36 | 796 | 200 | 200 | (56) |


* Target inclusive of Negros Occidental

Prepared by:


CARMELA M. ABELLAR
 Supvg/ LEO/OIC-Head, TSSD
 Date:


RHIA MAE MILLOROSO
 Admin Officer VI/ Budget Officer
 Date:

Approved by:


HENRY JOHN S. JALBUENA
 Regional Director
 Date: