



Republic of the Philippines
DEPARTMENT OF LABOR AND EMPLOYMENT
Regional Office VI



Swan Rose Building, Commission Civil Street, Jaro, Iloilo City
Tel. Nos. (033) 320-8024/320-6904/320-6905 Telefax Nos. (033) 509-0400/320-8026
Email : ro6@dole.gov.ph : doleregion6@yahoo.com Website: www.ro6.dole.gov.ph

February 2, 2018

DIRECTOR CRISTINA B. CLASARA
Director IV
Budget and Management Bureau
Department of Budget and Management
Manila

Dear Director Clasara:

Greetings!

We are respectfully submitting the attached 2017 Quarterly Report of Operations for the 4th Quarter 2017 of DOLE Regional Office VI for your information and reference.

Thank you and regards.

Very truly yours,

ATTY. JOHNSON G. CANETE, CESO III
Regional Director

DOLE I-Text Nos.:

Aklan Field Office 09173273132
Boracay Sattellite Office 09177144993
Antique Field Office 09173275313
Capiz Field Office 09173275220

DOLE Regional Office 09173276515, 09173276818
09178351588, 09989795369
Guimaras Field Office 09177236436
Iloilo Field Office 09173276719

**2017 QUARTERLY REPORT OF OPERATIONS
FOR FOURTH QUARTER 2017**

Department : DEPARTMENT OF LABOR AND EMPLOYMENT
 Agency :
 Operating Unit : Regional Office VI
 Organization Code (UACS) : 16 001

Particulars	BASELINE/ 2016 ACCOMPLISHM ENT	2017 Physical Target*					2017 Physical Actual*					Variance as of 4Q2017 (Actual vs Target)	
		1st quarter	2nd quarter	3rd quarter	4th quarter	TOTAL	1st quarter	2nd quarter	3rd quarter	4th quarter	TOTAL		
		-1	-2	-3	-4	-5	-6	-7	-8	-9	-10		-11
MFO 2 : EMPLOYMENT FACILITATION AND CAPACITY BUILDING SERVICES													
A Employment Facilitation													
a2.1 No. of qualified persons referred for placement	167,552	23,625	42,675	40,875	39,075	146,250	28,380	53,614	53,862	32,744	168,600	22,350	
a2.3 No. of individuals reached through Labor Market Information (LMI)	90,204	10,463	13,283	13,583	19,308	56,637	13,447	24,662	31,984	29,012	99,105	42,468	
a2.4 No. of institution reached through Labor Market Information (LMI)	3,195	333	294	270	381	1,278	559	502	731	707	2,499	1,221	
B Capacity Building Services													
b2.1 No. of beneficiaries provided with livelihood assistance													
- DILEEP (as per D.O 137-14)	6,372	454	707	669	918	2,748	1,406	1,394	-	1,267	4,067	1,319	
- Reintegration*	145	variable	variable	variable	variable	111	0	72	-	73	145		
b2.4 No. of beneficiaries under SPES	7,694	0	4,200	984	50	5,234	0	5,637	706	88	6,431	1,197	
MFO 3 : LABOR FORCE WELFARE SERVICES													
3.1 No. of workers served													
- No. of workers/employers/ students reached through labor and employment education program (Enhanced Labor Education Program)	25,135	2,723	4,344	4,505	3,906	15,478	1,701	11,606	9,424	6,493	29,224	13,746	
- No. of union members/officers granted training (WODP)	54	0	25	25	25	75	0	0	35	70	105	30	
- Workers in the informal sector facilitated enrollment to govt various social security schemes	6,372	454	707	669	918	2,748	1,406	1,394	-	1,267	4,067	1,319	
- Children prevented from worst forms of child labor	0	100%	100%	100%	100%	100%	0	0			0	0	
- Workers provided services under Social Amelioration Program	51,790	variable	variable	variable	variable	variable	55,440	2,835	20	46,901	105,196	0	
- OFWs provided with reintegration assistance-Papapayo													
- Regular*	145	variable	variable	variable	variable	variable					0		
- BUB	0					0					0	0	

**2017 QUARTERLY REPORT OF OPERATIONS
FOR FOURTH QUARTER 2017**

Department : DEPARTMENT OF LABOR AND EMPLOYMENT
 Agency :
 Operating Unit : Regional Office VI
 Organization Code (UACS) : 16 001

Particulars	BASELINE/ 2016 ACCOMPLISHM ENT	2017 Physical Target*						2017 Physical Actual*					Variance as of 4Q2017 (Actual vs Target	
		1st quarter	2nd quarter	3rd quarter	4th quarter	TOTAL	1st quarter	2nd quarter	3rd quarter	4th quarter	TOTAL			
		-3	-4	-5	-6	-7	-8	-9	-10	-11	-12	-13		
-1	-2													
MFO 4 : EMPLOYMENT REGULATION SERVICES														
4.1	No. of establishments inspected	1,463	275	531	618	476	1,900	258	290	623	913	2,084	184	
4.2	No. of workers covered as a result of inspections conducted	1,714	No target	No target	No target	No target	No target	8,009	18,215	21,088	26,550	73,862		
4.5	Disposition Rate (SpEED)	91.46%	100%	100%	100%	100%	100%	25%	78.80%	66.70%	90%	90%	10.39%	
4.6	% of complaints and RFAs settled within 30 days from filing (SENA)	100%	77%	77%	77%	77%	77%	79%	73%	79%	78%	78%	1.11%	
4.5	Percentage of applications for permits/licenses/ registrations processed within PCT													
-	<i>Compliance with the prescribed cycle time in the issuance of Certificate of Registration of Contractors/Sub-Contractors (1 working day upon receipt of payment of registration fee)</i>	100%	100%	100%	100%	100%	100%	100.00%	100.00%	100.00%	100.00%	100.00%	0.00%	
-	<i>Compliance with the prescribed cycle time in the issuance of Certificate of Accreditation of Safety and Health Practitioners (10 working day upon receipt complete documents, interviewed and paid the required fee)</i>	100%	100%	100%	100%	100%	100%	100%	100%	100%	100%	100%	0.00%	
-	<i>Compliance with the prescribed cycle time in the issuance of Certificate of Registration of Union (1 working day upon receipt of payment of registration fee)</i>	100%	100%	100%	100%	100%	100%	100%	100%	100%	100%	100%	0.00%	
-	<i>Compliance with the prescribed cycle time in the issuance of Certificate of Registration of Worker's Organization (1 working day upon receipt of complete documents and payment of registration fee)</i>	100%	100%	100%	100%	100%	100%	100%	100%	100%	100%	100%	0.00%	

**2017 QUARTERLY REPORT OF OPERATIONS
FOR FOURTH QUARTER 2017**

Department : DEPARTMENT OF LABOR AND EMPLOYMENT
 Agency :
 Operating Unit : Regional Office VI
 Organization Code (UACS) : 16 001

Particulars	BASELINE/ 2016 ACCOMPLISHMENT	2017 Physical Target*					2017 Physical Actual*					Variance as of 4Q2017 (Actual vs Target)		
		1st quarter	2nd quarter	3rd quarter	4th quarter	TOTAL	1st quarter	2nd quarter	3rd quarter	4th quarter	TOTAL			
		-1	-2	-3	-4	-5	-6	-7	-8	-9	-10		-11	-12
- Compliance with the prescribed cycle time in the issuance of Certificate of CBA Registration (1 working day upon receipt of complete documents and payment of registration fee)	100%	100%	100%	100%	100%	100%	100%	100%	100%	100%	100%	100%	100%	0%
- Compliance with the prescribed cycle time in the issuance of Certificate that the Company has No Pending Case (maximum of 3 working day upon receipt of complete documents)	65%	100%	100%	100%	100%	100%	69%	70%	88%	100%	80%	-19.72%		
- Compliance with the prescribed cycle time in the issuance of Private Recruitment and Placement Agency (PRPA) license (10 working day upon filing of application and payment of fees and bonds	100%	100%	100%	100%	100%	100%	no application	no application	no application	no application	no application	0%		
- Compliance with the prescribed cycle time in the issuance of authority to Operate Branch Office (10 working day upon filing of application and payment of fees and bonds)	no application	100%	100%	100%	100%	100%	no application	no application	no application	no application	no application	0%		
- Compliance with the prescribed cycle time in the issuance of authority to recruit (1 working day after filing of application and payment of fees and bonds)	n/a	100%	100%	100%	100%	100%	n/a	n/a	n/a	n/a	n/a	0%		
- Compliance with the prescribed cycle time in the issuance of Job Fair clearance (5 working day after receipt of documents) Note: different from Job Fair permit	100%	100%	100%	100%	100%	100%	100%	100%	100%	100%	100%	0.00%		
- Compliance with the prescribed cycle time in the issuance of Alien Employment Permits (AEPs) (3 working days or 24 hours after publication if filed at Regional Office; 5 working days if filed at Filed Office)	94%	100%	100%	100%	100%	100%	98%	97%	99%	98%	98%	-1.55%		

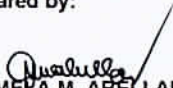
**2017 QUARTERLY REPORT OF OPERATIONS
FOR FOURTH QUARTER 2017**


Department : DEPARTMENT OF LABOR AND EMPLOYMENT
 Agency :
 Operating Unit : Regional Office VI
 Organization Code (UACS) : 16 001

Particulars	BASELINE/ 2016 ACCOMPLISHM ENT	2017 Physical Target*						2017 Physical Actual*					Variance as of 4Q2017 (Actual vs Target)
		1st quarter	2nd quarter	3rd quarter	4th quarter	TOTAL	1st quarter	2nd quarter	3rd quarter	4th quarter	TOTAL		
		-1	-2	-3	-4	-5	-6	-7	-8	-9	-10	-11	
-	Compliance with the prescribed cycle time in the issuance of Working Child (WCP) (8 hours from receipt of documents and payments)	100%	100%	100%	100%	100%	100%	no application	100%	no application	no application	100%	0.00%
KRA No. 2 - Poverty Reduction and Empowerment of													
-	No. of beneficiaries under SPES	7,694	0	4,200	984	50	5,234	0	5,637	706	88	6,431	1,197
-	No. of beneficiaries provided with livelihood assistance	6,372	454	707	669	918	2,748	1,406	1,394	0	1,267	4,067	1,319
Government Internship Program (GIP)													
-	No. of beneficiaries*	2,224					1,279		486	940	232	1,658	379
Special Project: TUPAD													
-	No. of beneficiaries	20,877	256	353	151	36	796	200	1,167		78	1,445	649


* Exclusive of NIR of Negros Occidental

Prepared by:


 CARMELA M. ABELLAR
 Supvg. LEO/OIC-Head, TSSD
 Date:


 RHIA MAE MILLOROSO
 Admin Officer VI/ Budget Officer
 Date:

Approved by:


 ATTY. JOHNSON G. CANETE, CESO III
 Regional Director
 Date: