







Program Budgeting:																					
Community Based Employment Program (convergent program)		85,435	498	84,937	8,371	10,212	7,479	26,062	7,924	7,676	9,577	25,177	11,910	7,385	6,144	25,439	3,948	1,856	2,455	8,259	84,937
- Workers provided with various livelihood		62,243	474	61,769	8,337	10,171	7,445	25,953	7,863	6,417	1,608	15,888	1,667	4,742	5,408	11,817	3,911	1,813	2,387	8,111	61,769
- No. of beneficiaries under SPES		23,192	24	23,168	34	41	34	109	61	1,259	7,969	9,289	10,243	2,643	736	13,622	37	43	68	148	23,168
Other Major Programs and Projects and monitored by																					
Career Guidance Advocacy (convergent program)																					
- employment service providers																					
- Participants covered																					
Strengthening the Labor market information (convergent program)																					
- LMI published within one month after the reference quarter																					
Footnote: Please cite assumption/parameters used																					
Prepared By:												Prepared By:									
												(ON LEAVE)									
NONA GRACE B. GAMBOA												LAARNI O. CORDOVA									
Administrative Office V/Budget Officer												Accountant III									
Date: December 13, 2013												Date: December 13, 2013									
												Approved by:									
																					
												PONCIANO M. LIGUTOM									
												Regional Director									
												Date: December 13, 2013									

**FY 2014 MONTHLY DISBURSEMENT PROGRAM**

Special Project GIP TUPAD

For the period July to December 2014

(In Thousand Pesos)

Department	:	Department of Labor and Employment
Agency	:	Regional Office No. 6
Operating Unit	:	
Organization Code (UACS)	:	16-006-03-00006

PARTICULARS	UACS CODE	TOTAL PROGRAM	TAX REM. ADVISE (TRA)	PROGRAM, NET OF TRA	FULL YEAR REQUIREMENT																	
					QUARTER 1				QUARTER 2				QUARTER 3				QUARTER 4				FULL YEAR	
					JAN	FEB	MAR	TOTAL	APR	MAY	JUNE	TOTAL	JULY	AUG	SEPT	TOTAL	OCT	NOV	DEC	TOTAL	TOTAL	
1	2	3	4	5	6	7	8	9=6+7+8	10	11	12	3=10+11+12	14	15	16	17=14+15+16	18	19	20	21=18+19+20	22	
<b>PART A</b>																						
<b>I. NOTICE OF CASH ALLOCATION (NCA)</b>																						
<b>A. Fiscal Year's (FY) Budget</b>																						
<b>New GAA</b>																						
<b>Comprehensive Release</b>																						
<i>Specific Budget of National Gov't. Agencies</i>																						
<i>(Programs and Locally Funded Projects)</i>																						
PS																						
MOOE																						
Fin Exp. (if applicable)																						
CO																						
<b>Automatic Appropriation</b>																						
<b>RLIP (PS)</b>																						
Special Account in the General Fund (please specify)																						
PS																						
MOOE																						
Fin. Exp. (if applicable)																						
CO																						
<b>Special Purpose Fund (Agency specific only)</b>		63,630.00	11.50	63,618.50	-	-	-	-	-	277.70	5,131.4	5,409.1	2,022.4	3,592.2	3,532.2	9,146.8	22,235.8	22,105.0	4,721.8	49,062.6	63,618.5	
PS		-	-	-																		
MOOE		63,630.00	11.50	63,618.50	-	-	-	-	-	277.70	5,131.4	5,409.1	2,022.4	3,592.2	3,532.2	9,146.8	22,235.8	22,105.0	4,721.8	49,062.6	63,618.5	
CO		-	-	-																		
<b>TOTAL PROGRAM, FY 2014 BUDGET</b>		63,630.00	11.50	63,618.50	-	-	-	-	-	277.70	5,131.4	5,409.1	2,022.4	3,592.2	3,532.2	9,146.8	22,235.8	22,105.0	4,721.8	49,062.6	63,618.5	
PS		-	-	-																		
MOOE		63,630.00	11.50	63,618.50	-	-	-	-	-	277.70	5,131.4	5,409.1	2,022.4	3,592.2	3,532.2	9,146.8	22,235.8	22,105.0	4,721.8	49,062.6	63,618.5	
Fin. Exp. (if applicable)		-	-	-																		
CO		-	-	-																		
<b>B. Prior Year 2013 Budget</b>																						
<b>TOTAL PROGRAM, FY 2013 OBLIGATION</b>																						
PS																						
MOOE																						
Fin. Exp. (if applicable)																						
CO																						
<b>TOTAL NCA PROGRAM</b>		63,630.0	11.5	63,618.5	-	-	-	-	-	277.7	5,131.4	5,409.1	2,022.4	3,592.2	3,532.2	9,146.8	22,235.8	22,105.0	4,721.8	49,062.6	63,618.5	
PS		-	-	-																		
MOOE		63,630.0	11.5	63,618.5	-	-	-	-	-	277.7	5,131.4	5,409.1	2,022.4	3,592.2	3,532.2	9,146.8	22,235.8	22,105.0	4,721.8	49,062.6	63,618.5	
Fin. Exp. (if applicable)		-	-	-																		
CO		-	-	-																		
<b>IV. TAX REMITTANCE ADVISE</b>																						

**FY 2014 MONTHLY DISBURSEMENT PROGRAM**

Special Project GIP TUPAD

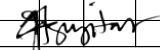


For the period July to December 2014

(In Thousand Pesos)

Department	:	Department of Labor and Employment
Agency	:	Regional Office No. 6
Operating Unit	:	
Organization Code (UACS)	:	16-006-03-00006

PARTICULARS	UACS CODE	TOTAL PROGRAM	TAX REM. ADVISE (TRA)	PROGRAM, NET OF TRA	FULL YEAR REQUIREMENT																	
					QUARTER 1				QUARTER 2				QUARTER 3				QUARTER 4				FULL YEAR	
					JAN	FEB	MAR	TOTAL	APR	MAY	JUNE	TOTAL	JULY	AUG	SEPT	TOTAL	OCT	NOV	DEC	TOTAL	TOTAL	
1	2	3	4	5	6	7	8	9=6+7+8	10	11	12	13=10+11+12	14	15	16	17=14+15+16	18	19	20	21=18+19+20	22	
PS		-	-	-				-				-				-					-	
MOOE		-	-	-				-				-				-					-	
Fin. Exp. (if applicable)		-	-	-				-				-				-					-	
CO		-	-	-				-				-				-					-	
<b>VI. TOTAL DISBURSEMENT PROGRAM</b>		<b>63,618.5</b>	<b>-</b>	<b>63,618.5</b>	<b>-</b>	<b>-</b>	<b>-</b>	<b>-</b>	<b>-</b>	<b>277.7</b>	<b>5,131.4</b>	<b>5,409.1</b>	<b>2,022.4</b>	<b>3,592.2</b>	<b>3,532.2</b>	<b>9,146.8</b>	<b>22,235.8</b>	<b>22,105.0</b>	<b>4,721.8</b>	<b>49,062.6</b>	<b>63,618.5</b>	
PS		-	-	-				-				-				-					-	
MOOE		63,618.5	-	63,618.5	-	-	-	-	-	277.7	5,131.4	5,409.1	2,022.4	3,592.2	3,532.2	9,146.8	22,235.8	22,105.0	4,721.8	49,062.6	63,618.5	
Fin. Exp. (if applicable)		-	-	-				-				-				-					-	
CO		-	-	-				-				-				-					-	

Footnote: Please cite assumption/parameters used

Prepared By:	Prepared By:	Approved by:
		
JOY ANGELIE S. AGUJITAS Acting Budget Officer/LEO II	NONA GRACE B. GAMBOA Acting Accountant III/ Administrative Officer V	PONCIANO M. LIGUTOM Regional Director
Date:	Date:	Date: